

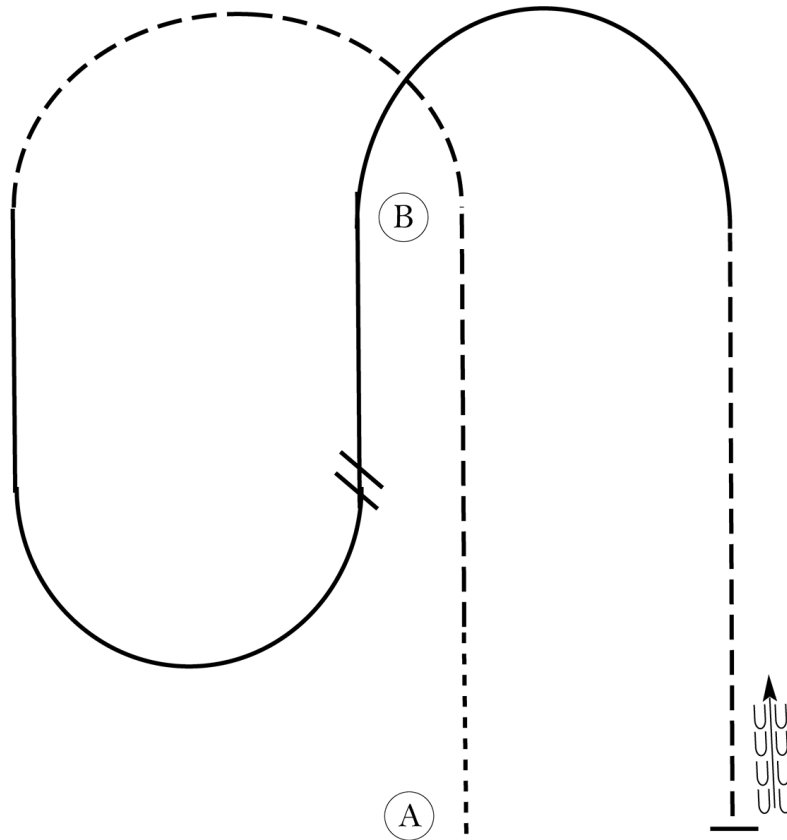
2025 Spring Fling

122-123-124 (Novice Y, Nov A and Yth 13 & Un)

Show Date: 03-29-2025

w w w . H o r s e S h o w P a t t e r n s . c o m

w w w . H o r s e S h o w P a t t e r n s . c o m



Be ready at A.

1. Walk two horse lengths from A.
2. Sitting trot to B.
3. Posting trot a half circle on the right diagonal until even with B.
4. Canter a straight line and then a half circle on the left lead until halfway between A and B.
5. Perform a simple lead change.
6. Canter on the right lead to B and then in a half circle until even with B.
7. Posting trot on the left diagonal until even with A.
8. Stop and back approximately one horse length.

Follow the instructions of your ring steward.

Walk	-----
Trot	- - - - -
Extended Trot	— — — — —
Canter	—————
Leg Yield	
Lead Change	— / —
Back	← ← ← ← ←
Marker	(B)
Sidepass	← — — — — →
Hand Gallop	—————

[HSE/1-58]

Pattern Provided by:

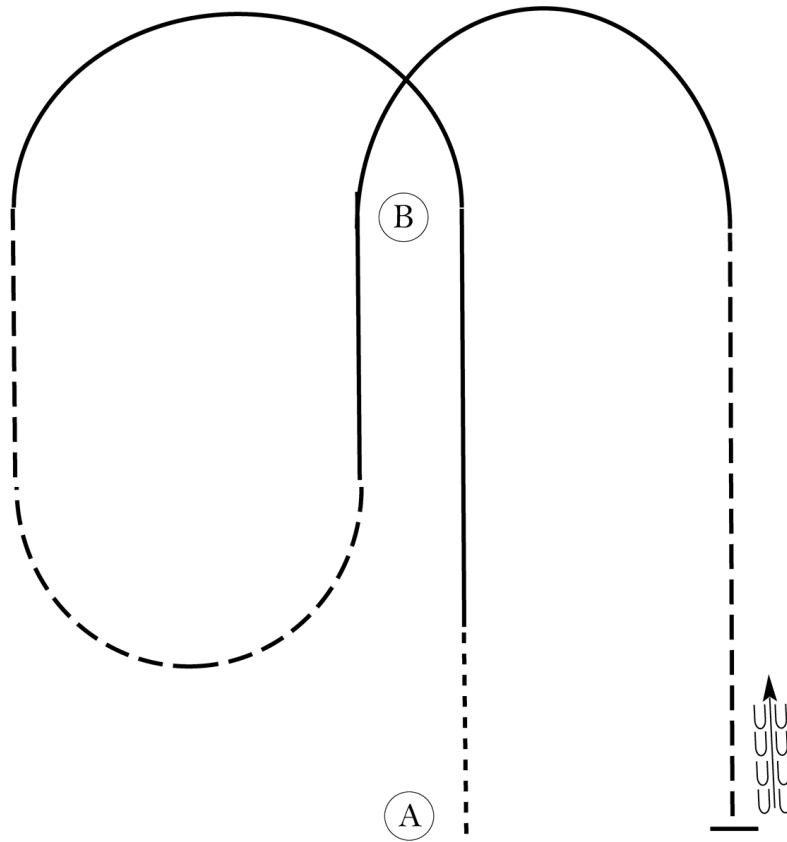
2025 Spring Fling

121-125-126 (All Breed, Youth 18 & U and AM)

Show Date: 03-29-2025

w w w . H o r s e S h o w P a t t e r n s . c o m

w w w . H o r s e S h o w P a t t e r n s . c o m



Be ready at A.

1. Walk two horse lengths from A.
2. Canter on the left lead to B. Continue to canter a half circle until even with B.
3. Trot on the right diagonal until halfway between A and B. Continue to trot a half circle until halfway between A and B.
4. Canter on the right lead to B and then canter a half circle until even with B.
5. Trot on the left diagonal until even with A.
6. Stop and back approximately one horse length.

Follow the instructions of your ring steward.

Walk	-----
Trot	- - - - -
Extended Trot	-----
Canter	-----
Leg Yield	
Lead Change	↘ ↙
Back	← ← ← ← ←
Marker	⊙
Sidepass	← - - - - →
Hand Gallop	-----

[HSE/2-58]

Pattern Provided by:

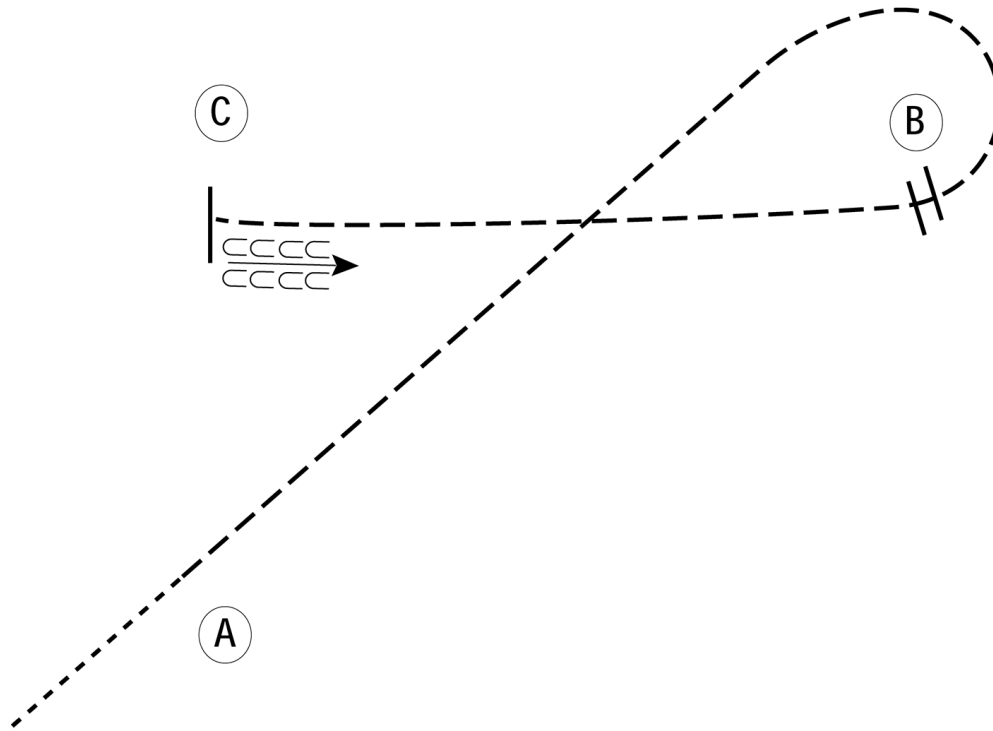
2025 Spring Fling

117-119-120 (All Breed WT, 11-18 and Am WT)

Show Date: 03-29-2025

w w w . H o r s e S h o w P a t t e r n s . c o m

w w w . H o r s e S h o w P a t t e r n s . c o m



Be ready before A.

1. Walk to A.
2. Posting trot on the left diagonal from A to and around B.
3. Change diagonals at B.
4. Posting trot on the right diagonal around to C.
5. Stop at C. Back approximately one horse length.
6. Follow the instructions of your ring steward.

Walk	-----
Trot	- - - - -
Extended Trot	— — — —
Canter	—————
Leg Yield	
Lead Change	— / —
Back	← C C C C
Marker	⊞
Sidepass	← — — — —
Hand Gallop	— — — —

[HSE/WT-19]

Pattern Provided by:

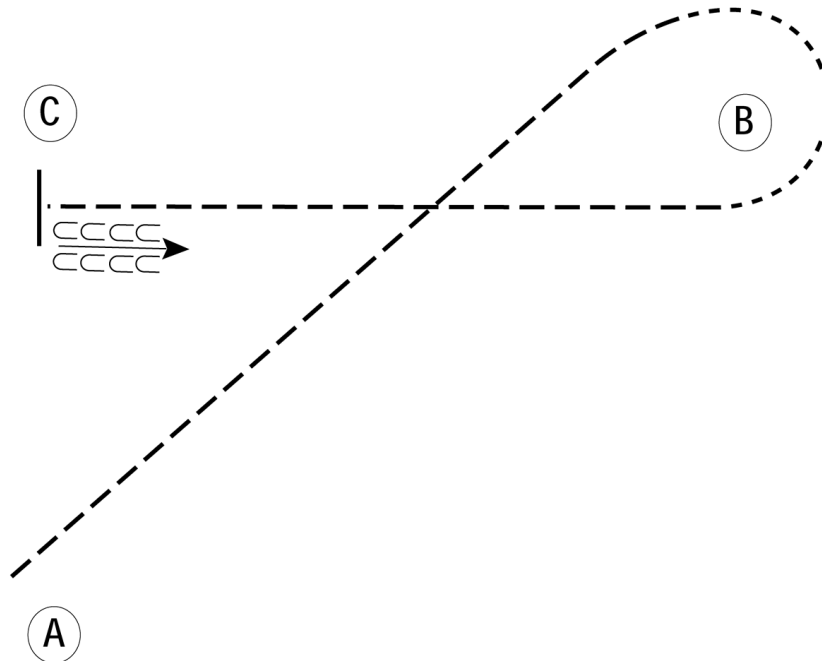
2025 Spring Fling

118 (HS WT 5-10)

Show Date: 03-29-2025

w w w . H o r s e S h o w P a t t e r n s . c o m

w w w . H o r s e S h o w P a t t e r n s . c o m



Be ready at A.

1. Posting trot on the left diagonal from A to B.
2. Walk around B.
3. Posting trot on the right diagonal to C.
4. Stop at C. Back approximately one horse length.
5. Follow the instructions of your ring steward.

Walk	-----
Trot	- - - - -
Extended Trot	— — — —
Canter	— — — —
Leg Yield	
Lead Change	— / —
Back	← C C C C
Marker	⊙ B
Sidepass	← — — — →
Hand Gallop	— — — —

[HSE/WT-26]

Pattern Provided by:

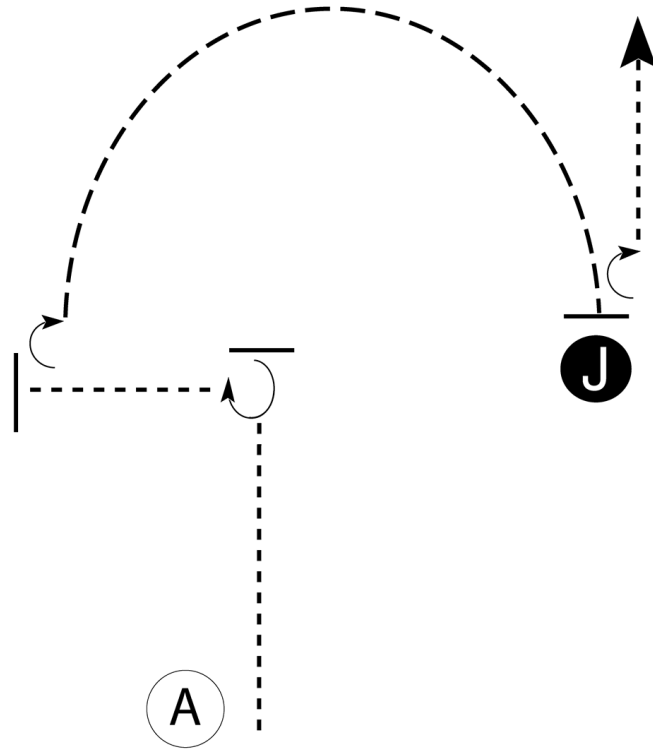
2025 Spring Fling

193 (Youth WT 5-10)

Show Date: 03-29-2025

w w w . H o r s e S h o w P a t t e r n s . c o m

w w w . H o r s e S h o w P a t t e r n s . c o m



Be ready at A.

1. When acknowledged, walk until even with Judge.
2. Stop and perform a 270 degree turn.
3. Walk approximately two horse lengths.
4. Stop and perform a 90 degree turn.
5. Trot in a half circle to Judge.
6. Stop and set up for inspection.
7. When dismissed, perform a 180 degree turn and walk straight away from judge.

Follow the instructions of your ring steward.

Walk	-----
Trot	- - - - -
Back	← ← ←
Marker	Ⓟ
Judge	Ⓝ

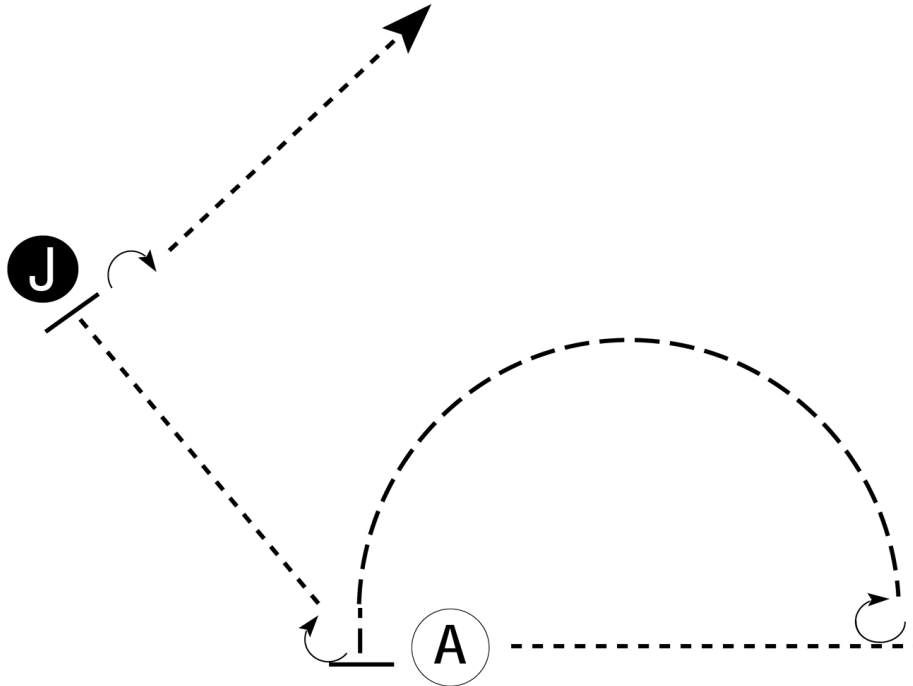
[S/1-68]

Pattern Provided by:

2025 Spring Fling

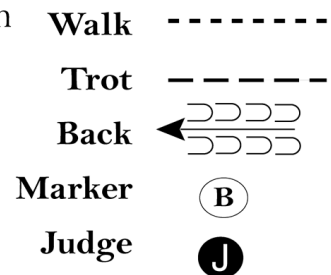
191-192-194-195- #195 Walk Only (Beginner, AB, Yth 11-18, Am WT)

Show Date: 03-29-2025



Be ready with your horse's tail to A.

1. When acknowledged, walk approximately 2 horse lengths.
2. Stop and perform a 270 degree turn.
3. Trot a half circle back to A.
4. Stop and perform a turn until you are straight in line with Judge.
5. Walk to judge. Stop and set up for inspection.
6. When dismissed, perform a 90 degree turn.
7. Walk straight away from judge.



Follow the instructions of your ring steward.

[S/1-67]

Pattern Provided by:

w w w . H o r s e S h o w P a t t e r n s . c o m

w w w . H o r s e S h o w P a t t e r n s . c o m

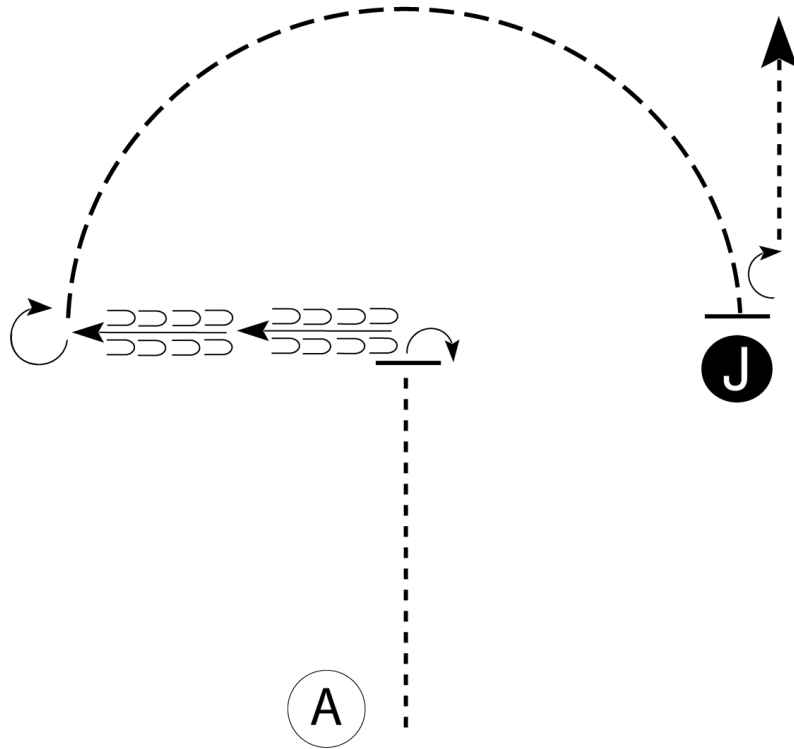
2025 Spring Fling

197-198-199 (Nov Yth, Nov AM, Yth 13 & U)

Show Date: 03-29-2025

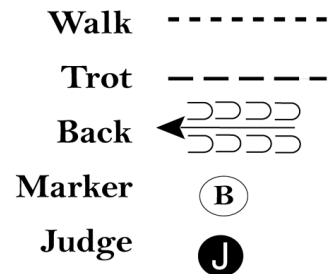
w w w . H o r s e S h o w P a t t e r n s . c o m

w w w . H o r s e S h o w P a t t e r n s . c o m



Be ready at A.

1. When acknowledged, walk until horse's hip is even with Judge.
2. Perform a 90 degree turn.
3. Back approximately two horse lengths.
4. Stop and perform a 270 degree turn.
5. Trot in a half circle to Judge.
6. Stop and set up for inspection.
7. When dismissed, perform a 180 degree turn and walk straight away from judge.



Follow the instructions of your ring steward.

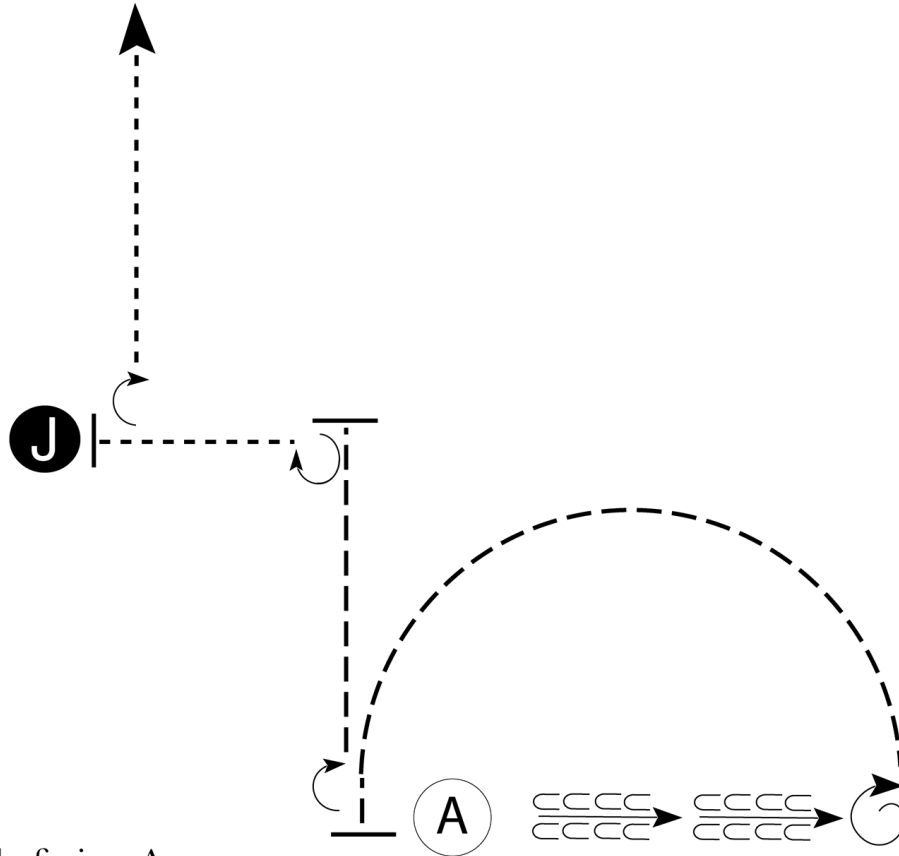
[S/2-68]

Pattern Provided by:

2025 Spring Fling

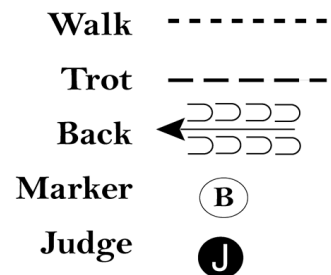
200-201 (Youth 18 & U, AM)

Show Date: 03-29-2025



Be ready facing A.

1. When acknowledged, back approximately 2 horse lengths.
2. Perform a 450 degree turn (1 1/4).
3. Trot a half circle back to A.
4. Stop and perform a 180 degree turn.
5. Trot until your horse's hip is even with Judge.
6. Stop and perform a 270 degree turn.
7. Walk to judge. Stop and set up for inspection.
8. When dismissed, perform a 90 degree turn.
9. Walk straight away from judge.



Follow the instructions of your ring steward.

[S/3-67]

Pattern Provided by:

w w w . H o r s e S h o w P a t t e r n s . c o m

w w w . H o r s e S h o w P a t t e r n s . c o m

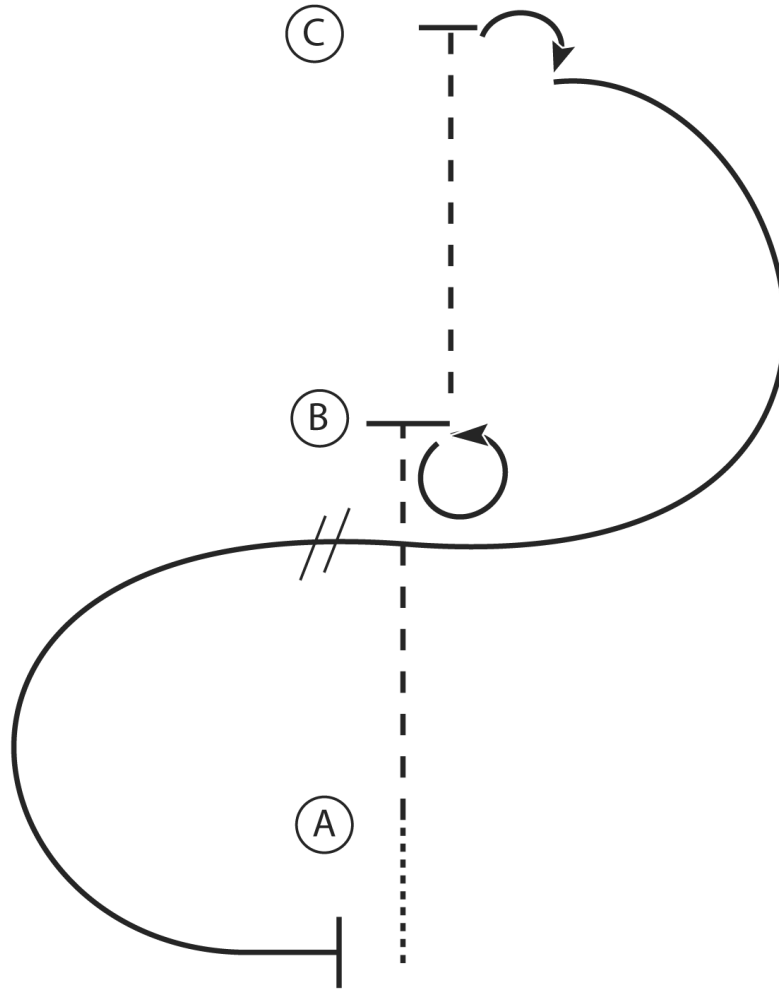
2025 Spring Fling

233-234-235 (Novice Y, Nov A and Yth 13 & Un)

Show Date: 03-29-2025

www.HorseShowPatterns.com

www.HorseShowPatterns.com



1. Walk to A
2. Jog A to B
3. Stop at B and perform a 360 degree turn to the left
4. Jog B to C
5. Stop at C and perform a 90 degree turn to the right
6. Lope a half circle to B on the right lead
7. At B perform a lead change and lope a half circle to A on the left lead
8. Stop at A

Walk
Jog	-----
Extended Jog	-----
Lope	—————
Leg Yield	
Lead Change	↘ ↙
Back	←←← ←←←
Marker	(B)
Sidepass	←←←

[WH/2-30]

Pattern Provided by:

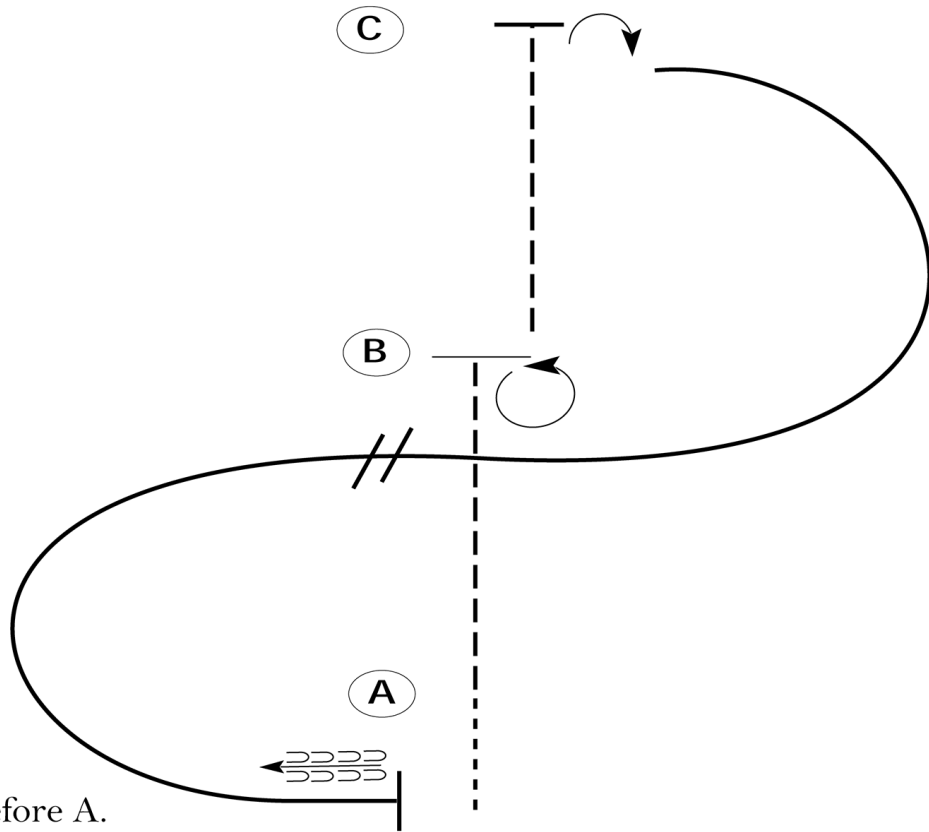
2025 Spring Fling

232-236-237 (AB, Yth 18 & U, AM)

Show Date: 03-29-2025

w w w . H o r s e S h o w P a t t e r n s . c o m

w w w . H o r s e S h o w P a t t e r n s . c o m



Be ready before A.

1. Walk to A.
2. Jog A to B.
3. Stop at B and perform a 360 degree turn to the left.
4. Perform an extended jog from B to C.
5. Stop at C and turn 90 degrees to the right.
6. Lope a half circle to B on the right lead.
7. At B perform a flying lead change and lope a half circle to A on the left lead.
8. Stop at A and back approximately one horse length.

Walk	-----
Jog	-----
Extended Jog	-----
Lope	—————
Leg Yield	
Lead Change	↘
Back	← ← ←
Marker	Ⓚ
Sidepass	←-----→

Follow the instructions of your ring steward.

[WH/3-30]

Pattern Provided by:

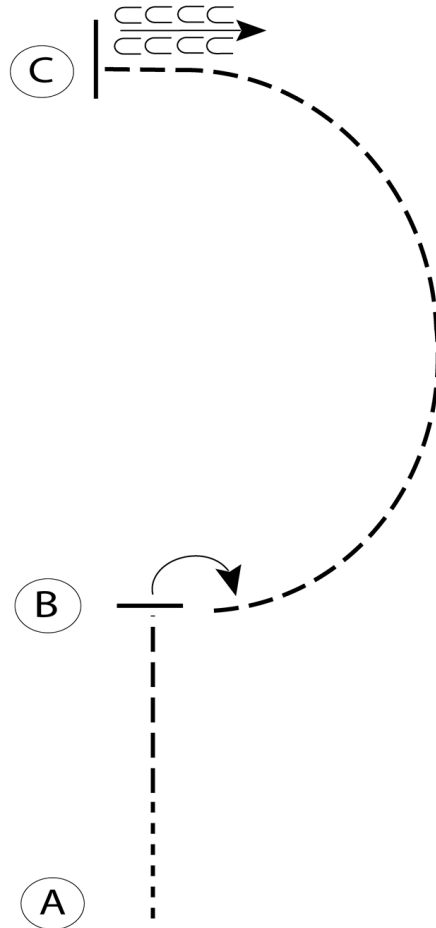
2025 Spring Fling

228 (Yth WT 5-10)

Show Date: 03-29-2025

w w w . H o r s e S h o w P a t t e r n s . c o m

w w w . H o r s e S h o w P a t t e r n s . c o m



1. Be ready at A
2. Walk four steps from A.
3. Jog to B and stop.
4. Perform a 90 degree turn to the right on the hindquarters.
5. Jog a half circle to C.
6. At C stop and back four steps.

Walk
Jog	-----
Extended Jog	- - - - -
Lope	—————
Leg Yield	
Lead Change	///
Back	←←←←
Marker	Ⓚ
Sidepass	←-----→

[WH/WT-16]

Pattern Provided by:

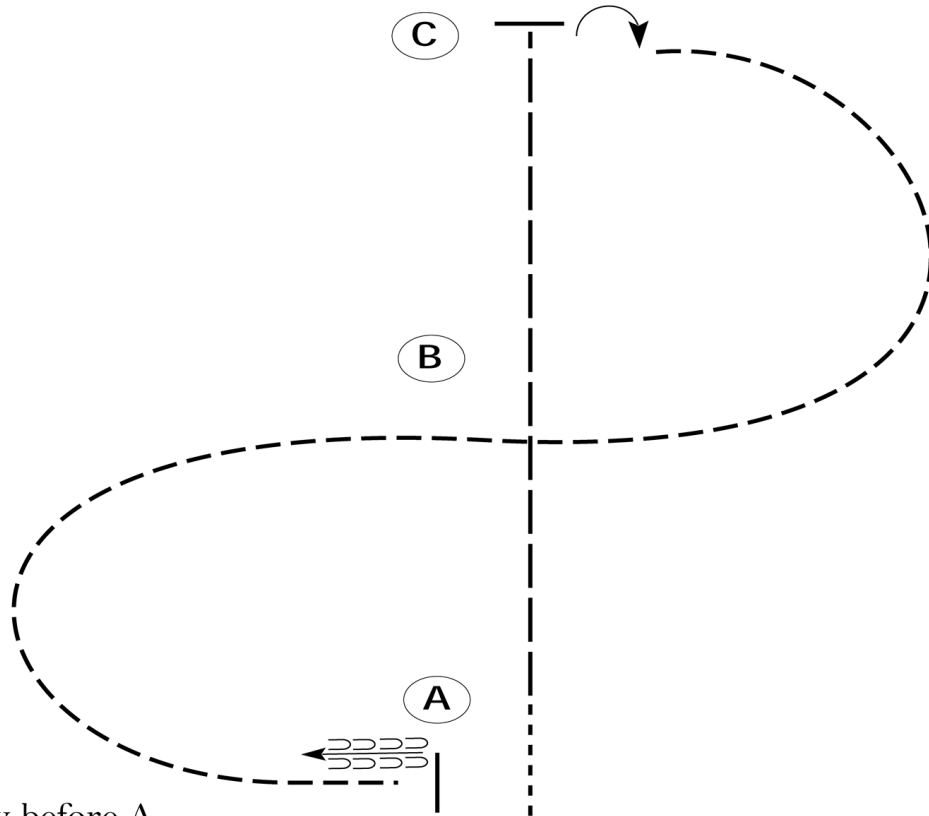
2025 Spring Fling

227-229-230 (All Breed WT, 11-18 and Am WT)

Show Date: 03-29-2025

w w w . H o r s e S h o w P a t t e r n s . c o m

w w w . H o r s e S h o w P a t t e r n s . c o m



Be ready before A.

1. Walk to A.
2. Perform an extended jog from A to C.
3. Stop at C and turn 90 degrees to the right.
4. Jog half a circle to B.
5. Continue at a jog in a half circle to A.
6. Stop at A and back approximately one horse length.

Follow the instructions of your ring steward.

Walk	-----
Jog	- - - - -
Extended Jog	— — — —
Lope	—————
Leg Yield	
Lead Change	— / —
Back	← 3 3 3 3 3 3
Marker	Ⓚ
Sidepass	← — — — — →

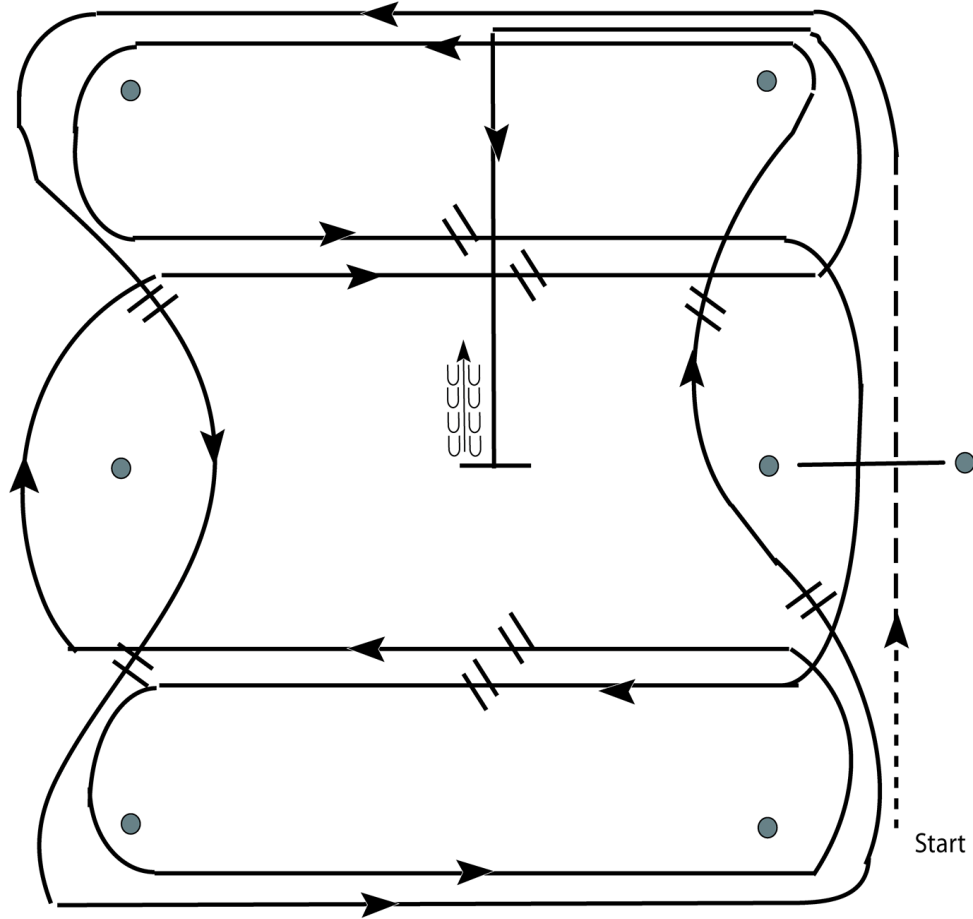
[WH/WT-30]

Pattern Provided by:

2025 Spring Fling

ALL Western Riding (Western Riding)

Show Date: 03-29-2025



1. Walk, transition to jog, jog over log.
2. Transition to the lope, on the left lead.
3. First line change.
4. Second line change.
5. Third line change.
6. Fourth line change.
7. First crossing change.
8. Lope over the log.
9. Second crossing change.
10. Third crossing change.
11. Fourth crossing change.
12. Lope, stop and back.

[WR/OP-5]

Pattern Provided by: