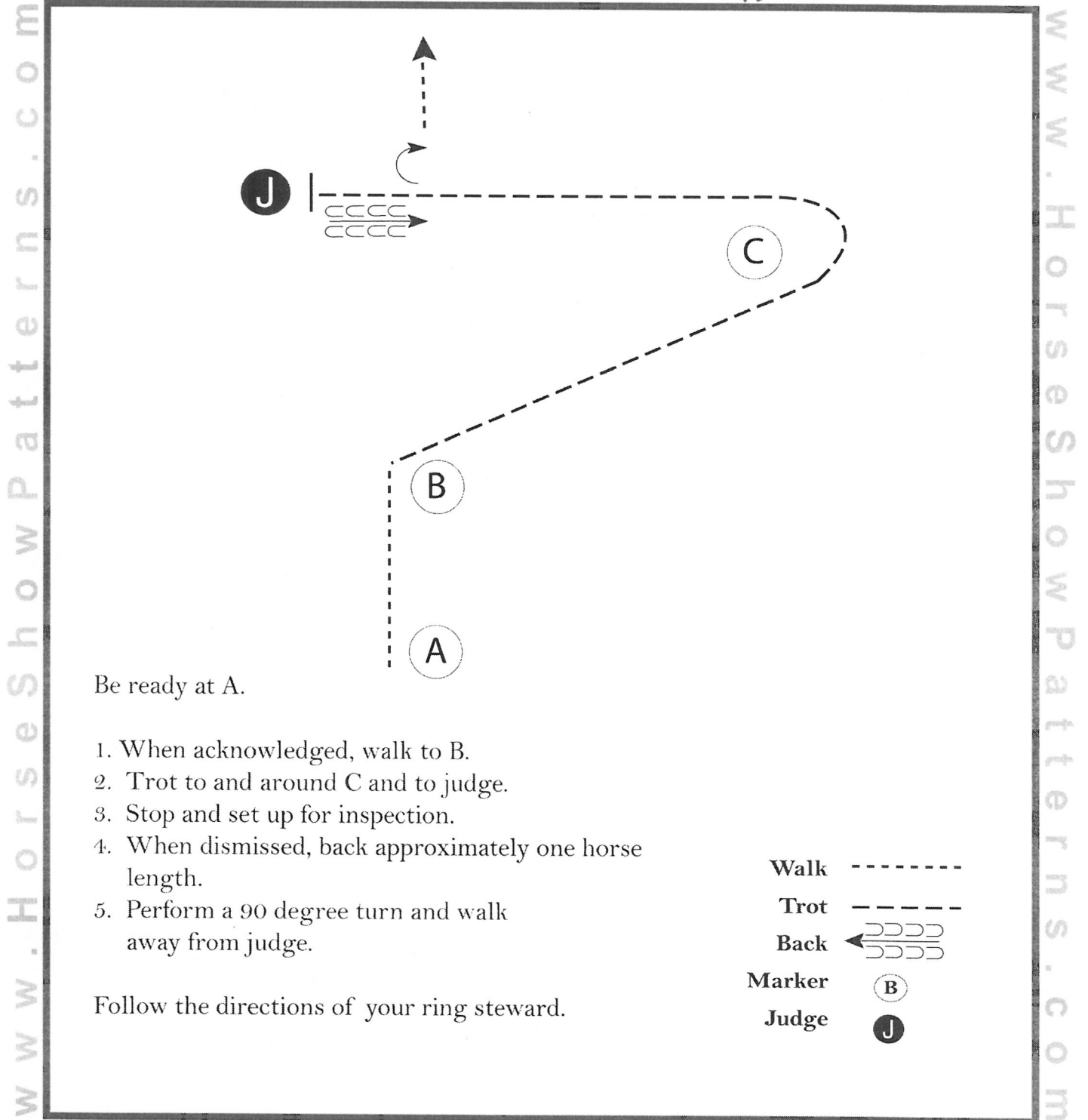


COLORPALOOZA

Showmanship (ALL NOVICE - BEGINNER)

Show Date:

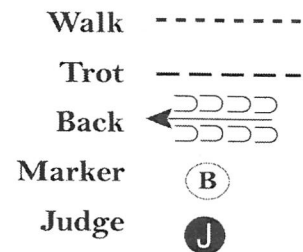
ALL Breed



Be ready at A.

1. When acknowledged, walk to B.
2. Trot to and around C and to judge.
3. Stop and set up for inspection.
4. When dismissed, back approximately one horse length.
5. Perform a 90 degree turn and walk away from judge.

Follow the directions of your ring steward.



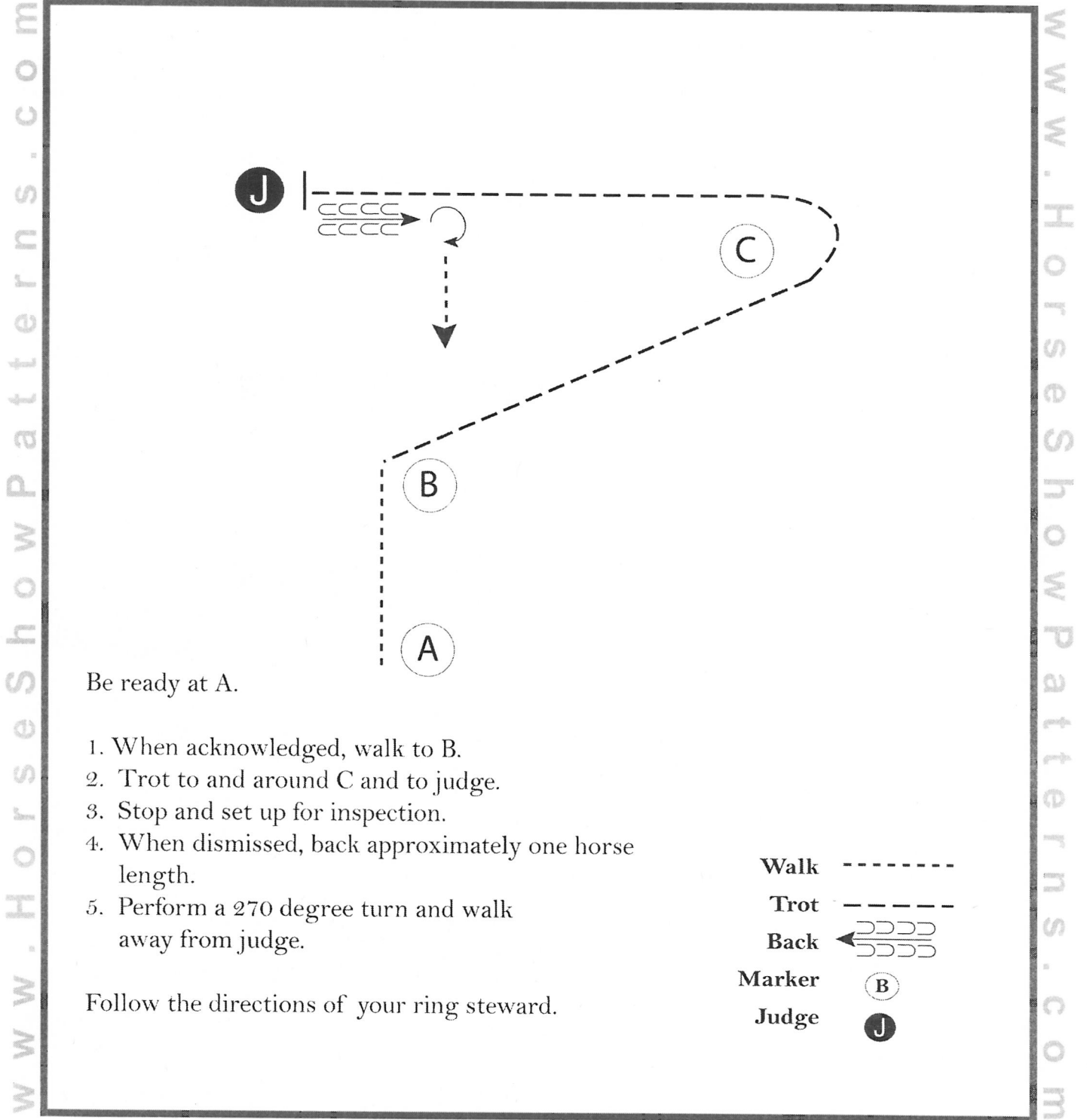
[S/2-57]

Pattern Provided by:

COLORPALOOZA

Showmanship (ALL YOUTH AND AM)

Show Date:



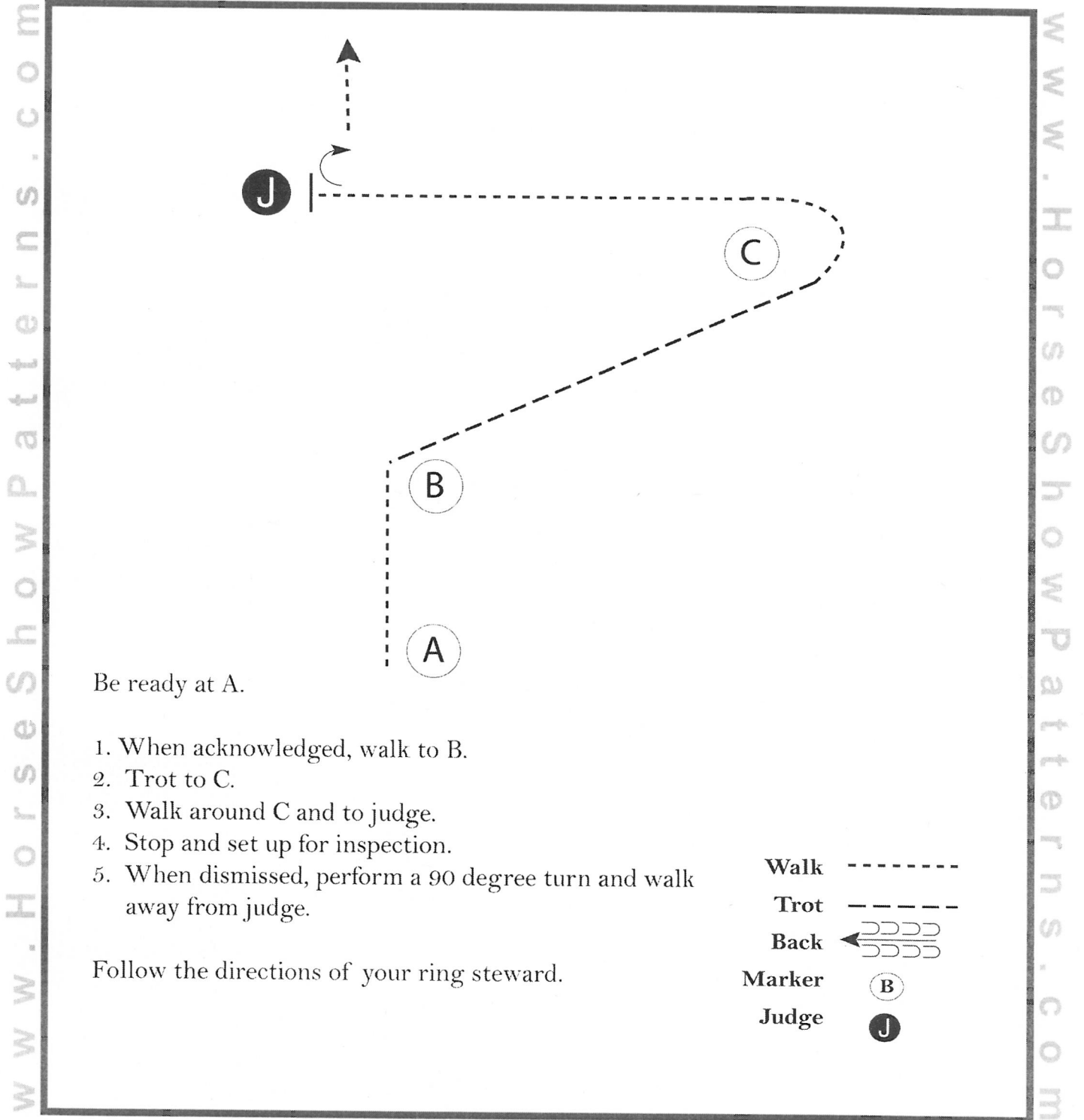
Pattern Provided by:

[S/3-57]

COLORPALOOZA

Showmanship (ALL WALK TROT)

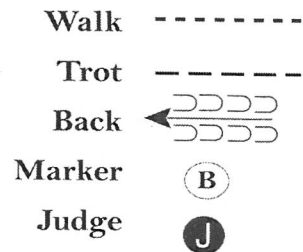
Show Date:



Be ready at A.

1. When acknowledged, walk to B.
2. Trot to C.
3. Walk around C and to judge.
4. Stop and set up for inspection.
5. When dismissed, perform a 90 degree turn and walk away from judge.

Follow the directions of your ring steward.



Pattern Provided by:

[SWT-57]

COLORPALOOZA

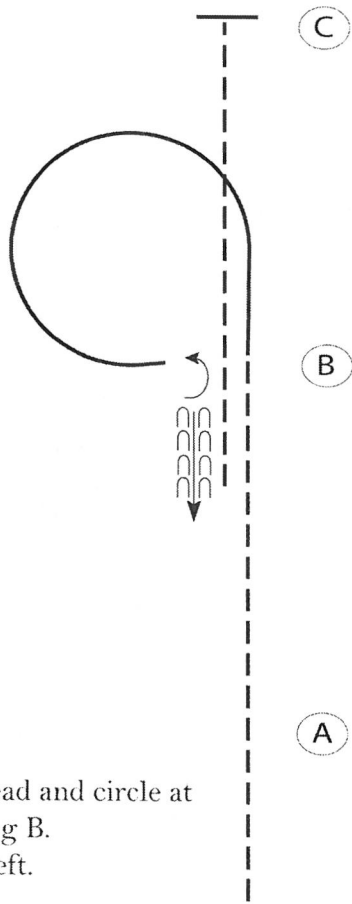
Western Horsemanship (ALL NOVICE)

Show Date:

ALL Breed

www.HorseShowPatterns.com

www.HorseShowPatterns.com



Begin before A at a jog.

1. Jog from A to B.
2. At B, lope on the left lead and circle at B as shown. Stop facing B.
3. Turn 1/4 turn to the left.
4. Back one horse length.
5. Jog to C. Stop at C.

Follow the instructions of your ring steward.

- Walk -----
- Jog - - - - -
- Extended Jog - - - - -
- Lope _____
- Leg Yield |||||
- Lead Change /
- Back ←
- Marker (B)
- Sidepass ← →

[WH/1-17]

Pattern Provided by:

COLORPALOOZA

Western Horsemanship (ALL YOUTH AND AM)

Show Date:

www.HorseShowPatterns.com

www.HorseShowPatterns.com

Begin before A at a jog.

1. Jog from A to B.
2. At B, lope on the left lead and circle at B as shown. Stop facing B.
3. Turn 1 1/4 turn to the left.
4. Back one horse length.
5. Lope on the right lead to C. Stop at C.

Follow the instructions of your ring steward.

Walk	-----
Jog	-----
Extended Jog	-----
Lope	-----
Leg Yield	
Lead Change	↙ ↘
Back	← ← ← ← ← ← ← ← ← ←
Marker	⊙ B
Sidepass	← ← ← ← ← ← ← ← ← ←

Pattern Provided by:

[WH/2-17]

COLORPALOOZA

Western Horsemanship (ALL WALK - TROT)

Show Date:

www.HorseShowPatterns.com

Begin before A at a walk.

1. Jog from A to B.
2. At B, extend the jog and circle at B as shown. Stop facing B.
3. Turn 1/4 turn to the left.
4. Back one horse length.
5. Jog to C. Stop at C.

Follow the instructions of your ring steward.

Walk	-----
Jog	- - - - -
Extended Jog	— — — —
Lope	—————
Leg Yield	
Lead Change	— / —
Back	← — — —
Marker	⊙
Sidepass	← — — — ←

www.HorseShowPatterns.com

Pattern Provided by:

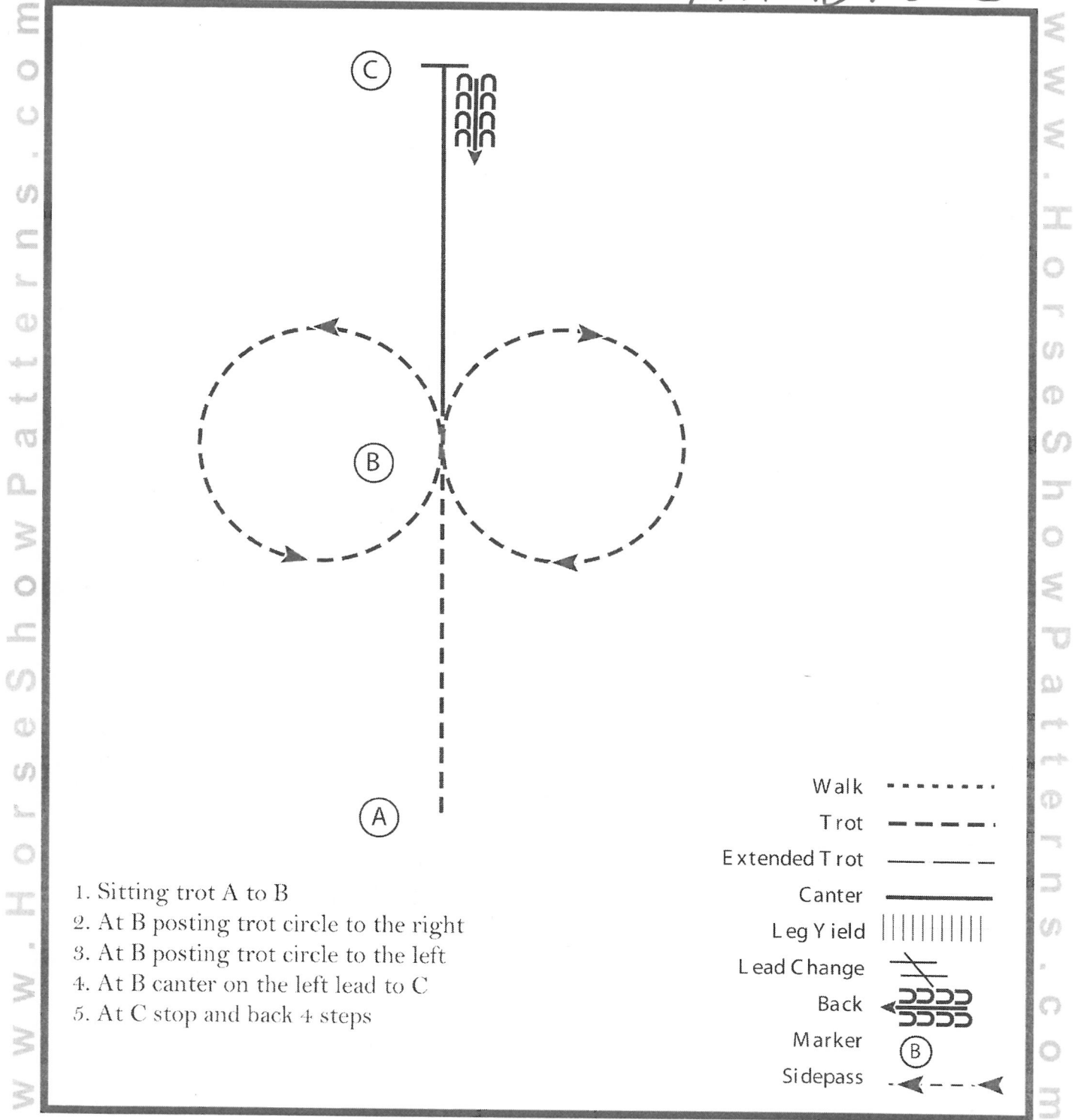
[WH/WT-17]

COLORPALOOZA

Hunt Seat Equitation (ALL NOVICE)

Show Date:

All Breed



1. Sitting trot A to B
2. At B posting trot circle to the right
3. At B posting trot circle to the left
4. At B canter on the left lead to C
5. At C stop and back 4 steps

- Walk
- Trot - - - - -
- Extended Trot - - - - -
- Canter _____
- Leg Yield |||||
- Lead Change / /
- Back
- Marker (B)
- Sidepass - - - - ->

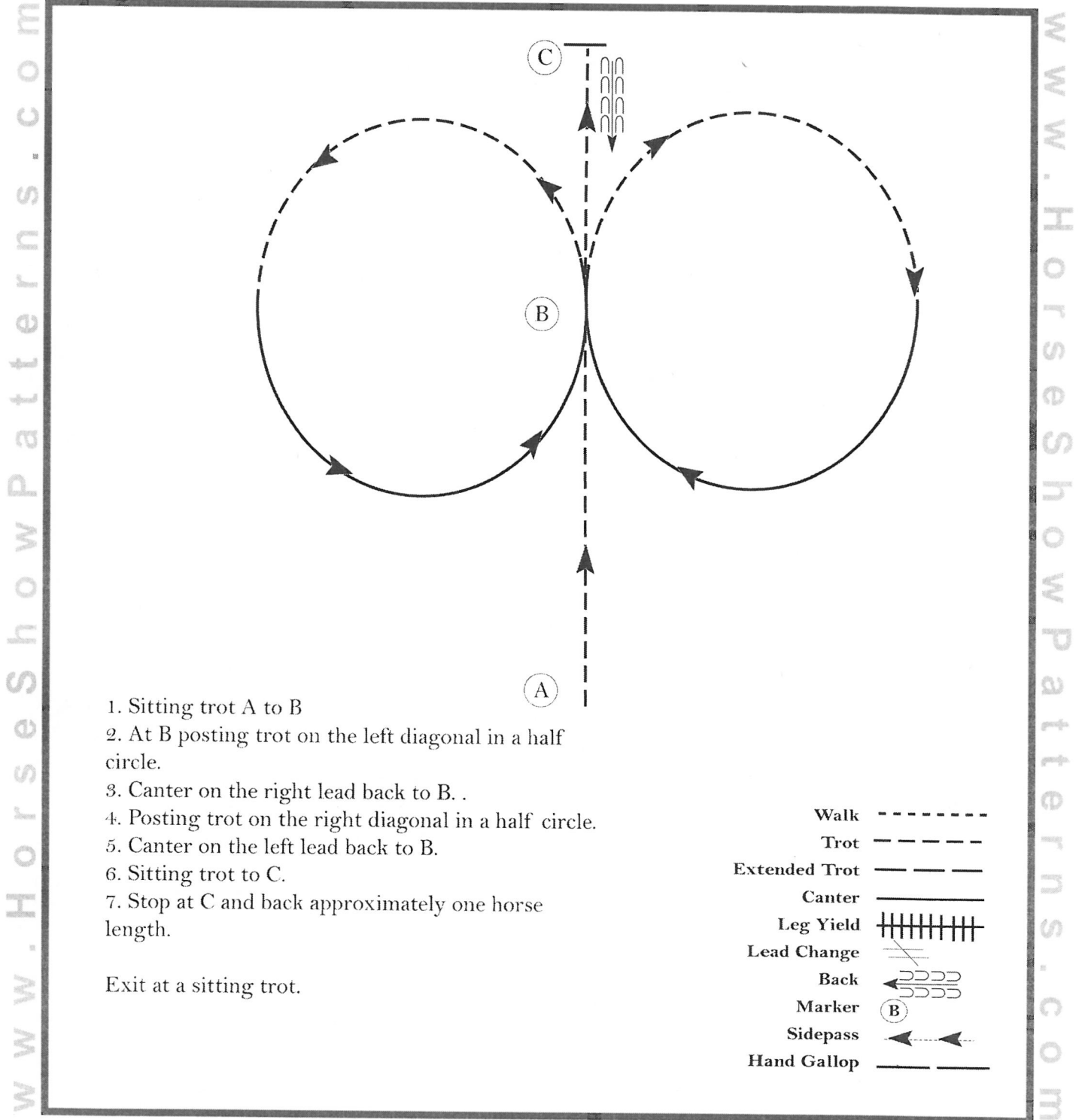
[HSE/1-6]

Pattern Provided by:

COLORPALOOZA

Hunt Seat Equitation (ALL YOUTH AND AM)

Show Date:



1. Sitting trot A to B
2. At B posting trot on the left diagonal in a half circle.
3. Canter on the right lead back to B.
4. Posting trot on the right diagonal in a half circle.
5. Canter on the left lead back to B.
6. Sitting trot to C.
7. Stop at C and back approximately one horse length.

Exit at a sitting trot.

Walk	-----
Trot	- - - - -
Extended Trot	—————
Canter	—————
Leg Yield	
Lead Change	↘
Back	←←←←←
Marker	ⓑ
Sidepass	←-----→
Hand Gallop	—————

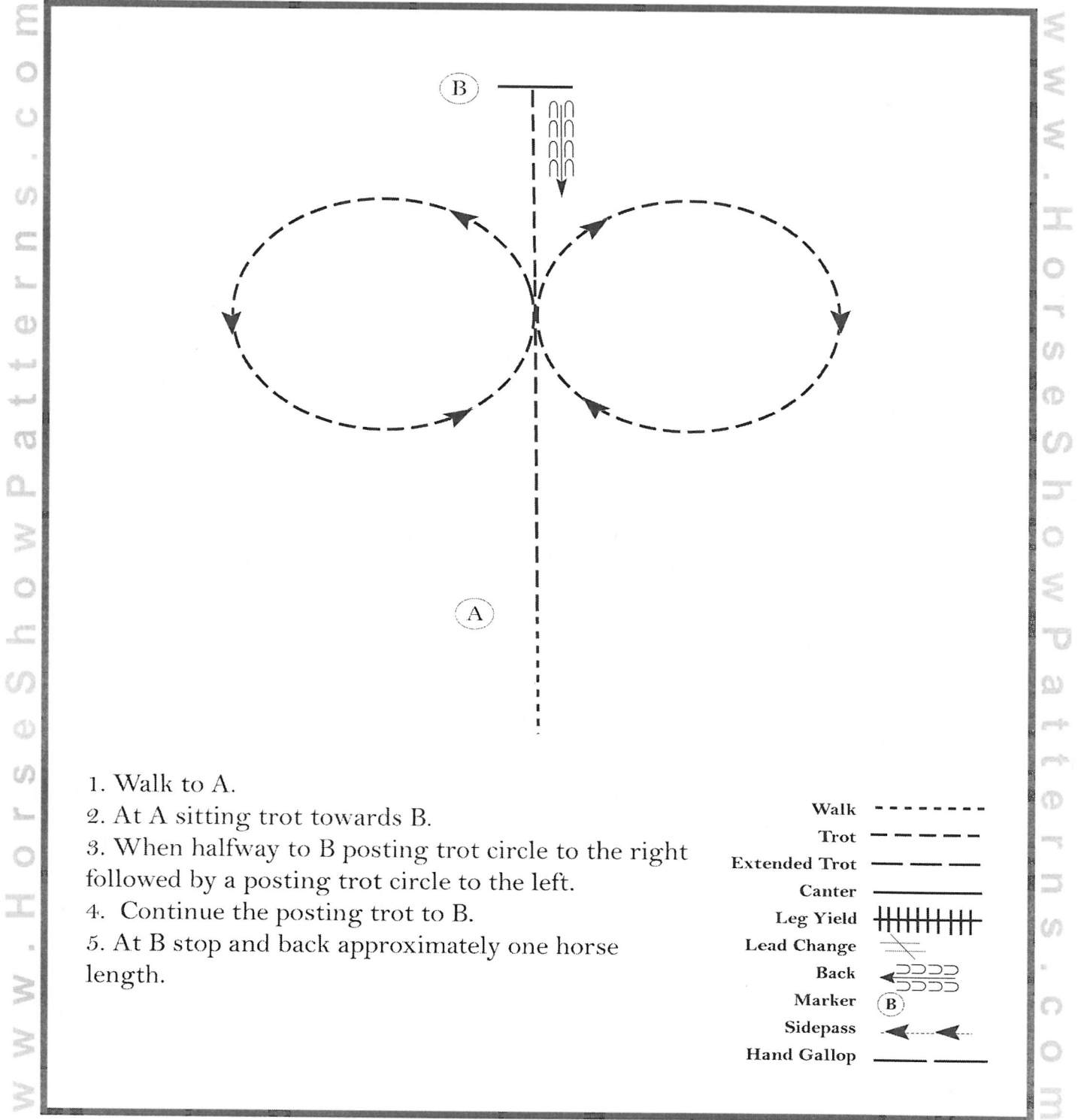
[HSE/2-21]

Pattern Provided by:

COLORPALOOZA

Hunt Seat Equitation (ALL WALK TROT)

Show Date:



1. Walk to A.
2. At A sitting trot towards B.
3. When halfway to B posting trot circle to the right followed by a posting trot circle to the left.
4. Continue the posting trot to B.
5. At B stop and back approximately one horse length.

Walk
Trot	-----
Extended Trot	- - - - -
Canter	—————
Leg Yield	
Lead Change	///
Back	←←←←
Marker	(B)
Sidepass	←←
Hand Gallop	———

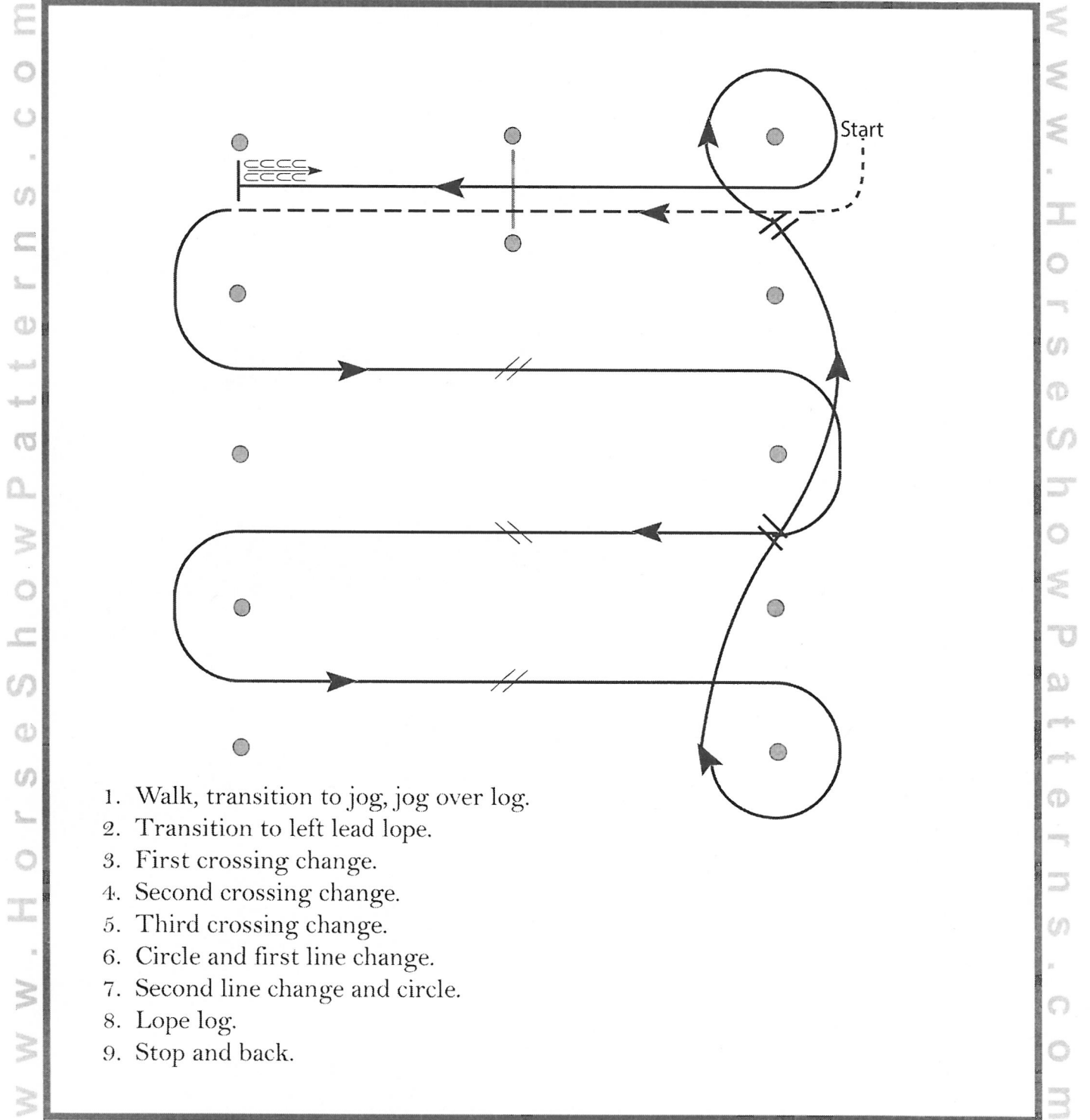
Pattern Provided by:

[HSE/WT-4]

COLORPALOOZA

Western Riding (GREEN)

Show Date:



1. Walk, transition to jog, jog over log.
2. Transition to left lead lope.
3. First crossing change.
4. Second crossing change.
5. Third crossing change.
6. Circle and first line change.
7. Second line change and circle.
8. Lope log.
9. Stop and back.

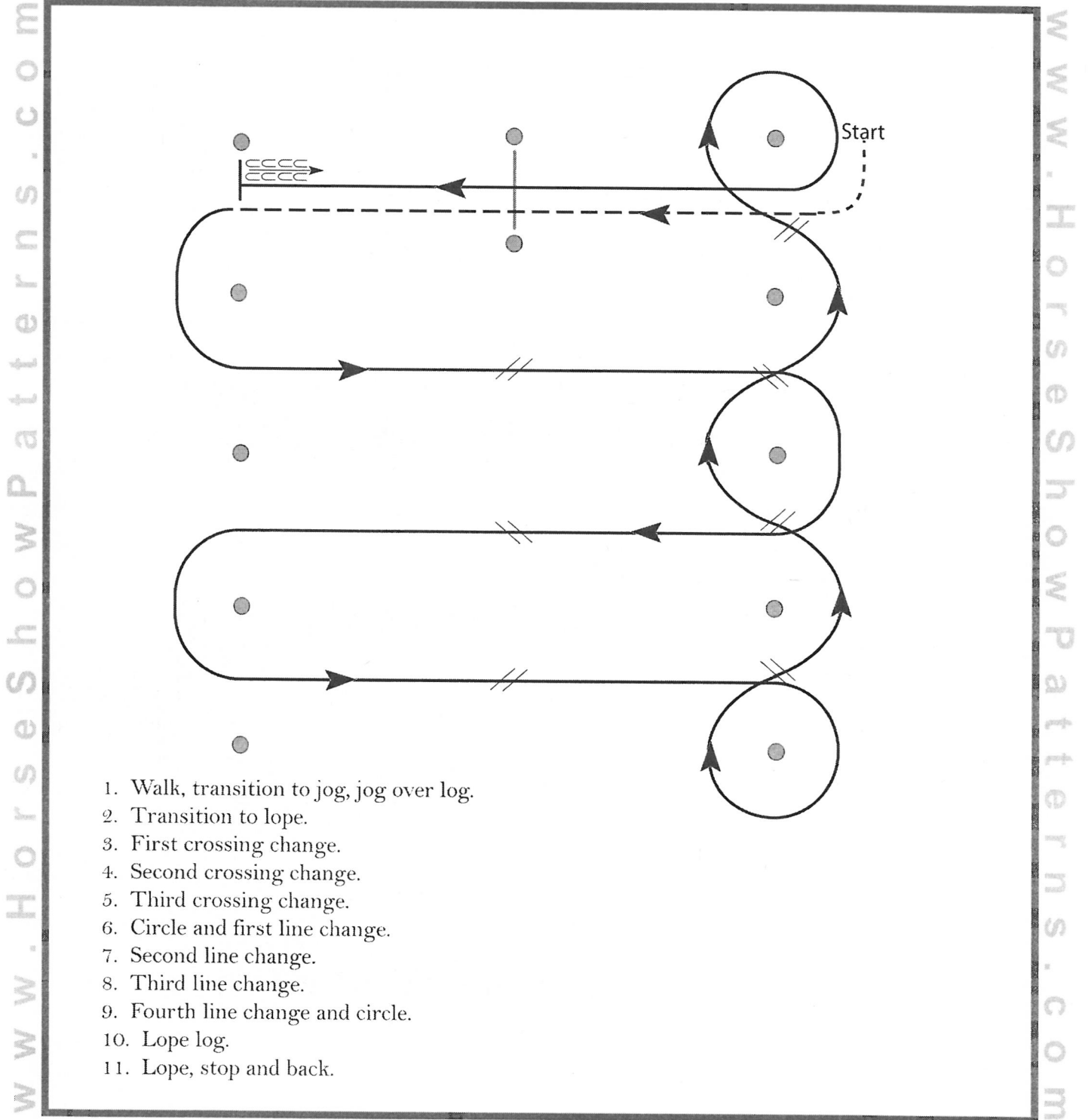
[WR/GP-2]

Pattern Provided by:

COLORPALOOZA

Western Riding

Show Date:



1. Walk, transition to jog, jog over log.
2. Transition to lope.
3. First crossing change.
4. Second crossing change.
5. Third crossing change.
6. Circle and first line change.
7. Second line change.
8. Third line change.
9. Fourth line change and circle.
10. Lope log.
11. Lope, stop and back.

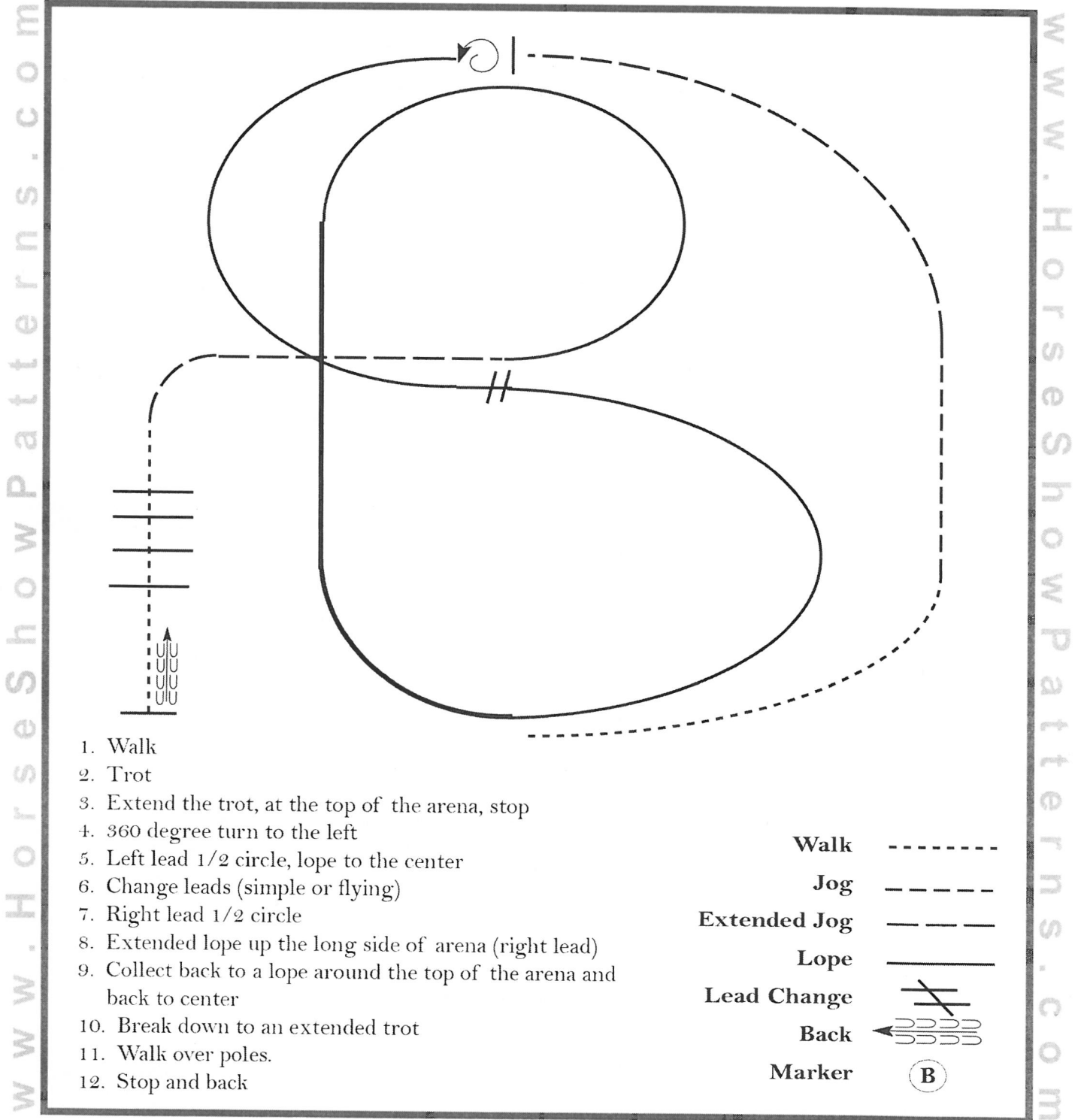
Pattern Provided by:

[WR/OP-2]

COLORPALOOZA

Ranch Riding (ALL RANCH RIDING)

Show Date:



1. Walk
2. Trot
3. Extend the trot, at the top of the arena, stop
4. 360 degree turn to the left
5. Left lead 1/2 circle, lope to the center
6. Change leads (simple or flying)
7. Right lead 1/2 circle
8. Extended lope up the long side of arena (right lead)
9. Collect back to a lope around the top of the arena and back to center
10. Break down to an extended trot
11. Walk over poles.
12. Stop and back

- Walk
- Jog
- Extended Jog
- Lope
- Lead Change
- Back
- Marker

Pattern Provided by:

[RR/1]